
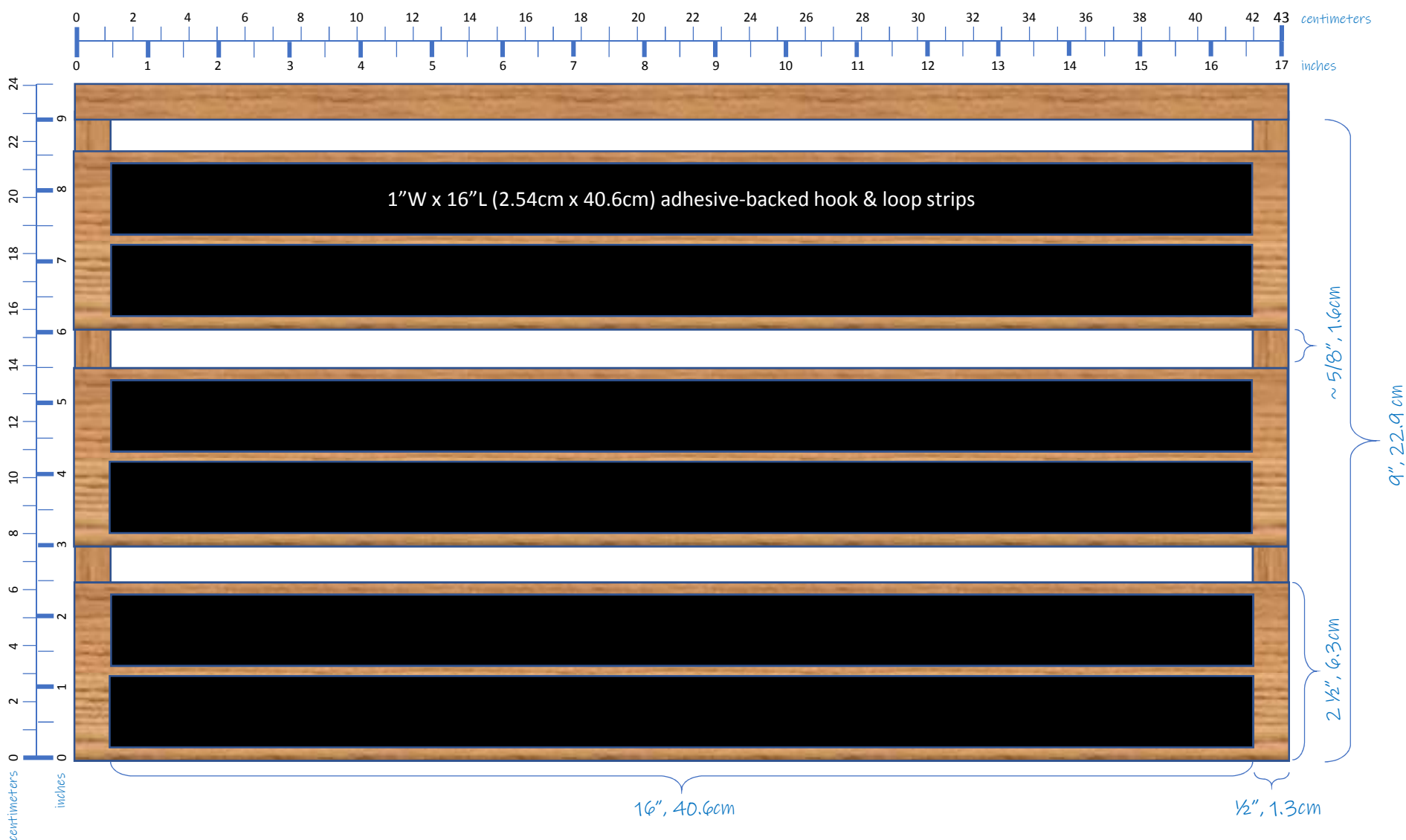


Making a *Fender*-style Vintage Tweed Pedal Board






PROJECT: *Fender*-Style Tweed Pedal Board

VIEW: TOP

Plans & Video: www.pixachrome.com/fender-style-tweed-pedal-board/

SCALE: noted with blueline ruler (in inches)



PROJECT: *Fender*-Style Tweed Pedal Board

VIEW: TOP, BACK, SIDES

Plans & Video: www.pixachrome.com/fender-style-tweed-pedal-board/

SCALE: noted in inches

Making a *Fender*-Style Tweed Pedal Board

Bill of Materials

- **Frame:** 87" (221cm) of 2 ½" x ½" (6.3cm x 1.27cm) wood of choice, finished size (add 10% for project error factor)
- **Backing:** ~ 9-½" x 17" x ¼-inch plywood (24.1cm W x 43.2cm L x 0.63)
- **Tweed Tolex:** enough to cover the frame
- **Handle:** (1) Fender-style leather handle
- **Brass Nameplate:** (1) 1" x 3" brass plaque name plate (2.54cm x 7.62cm)
- **Screws:** (12) wood screws, 1" in length, flathead (2.5cm L)
- **Finishing Brads:** (8) 3/8" brass finishing nails, rounded head (1cm L)
- **Adhesive:** Tite-Bond all-purpose white adhesive, CA adhesive (aka Super Glue)
- **Wood Finish:** RUST-OLEUM 9231 Varathane oil-based varnish
- **Hook & Loop Strips:** 96" total length, cut in 16" strips - 1" wide adhesive-backed (244cm total length, 40.6cm strips)
- **Feet:** (4) Rubber Bumper Feet 15/16" Diameter 3/8" Height + Screws & Metal Washer Built-In (2.5cm dia x 1cm high)
- **Power Strip:** (1) 6-receptacle power strip with breaker on/off switch
- **Universal Power Receptacle:** (1) male inlet power plug socket
- **Power Extension Cable:** 18-gauge Universal Power Cord, length to suit

Materials Sources

- **Frame, backing, screws and brass finishing brads:** local hardware supply
- **Tweed Tolex:** search Amazon for "Tolex Amplifier Cabinet Covering, Vinyl Tweed, 18" wide x 1 yard"
- **Handle:** search Amazon for "Leather Amplifier Handle Raised Center for Fender – Brown"
- **Brass Nameplate:** local trophy/award shop, or online by searching Amazon for "1x3 brass trophy plate"
- **Fender-style Font:** 'Strato Linked' by Bastien Sozoo (<https://famfonts.com/fender/>)
- **Adhesive:** search Amazon for "Titebond All-Purpose White Glue"
- **Wood Finish:** search Amazon for "RUST-OLEUM 9231 Varathane" or substitute with oil-based SPAR varnish
- **Hook & Loop Strips:** search Amazon for "1 inch Adhesive Backed Hook & Loop Tape"
- **Feet:** search Amazon for "Rubber Bumper Feet 15/16" Diameter 3/8" Height"
- **Power Strip:** search Amazon for "AmazonBasics 6-Outlet Surge Protector"
- **Universal Power Receptacle:** search Amazon for "C14 Inlet Power Plug Socket AC 250V 10A Black"
- **Power Extension Cable:** search Amazon for "18-gauge Universal Power Cord" (length to suit)

PROJECT: <i>Fender</i> -Style Tweed Pedal Board		VIEW: Bill of Materials
Plans & Video: www.pixachrome.com/fender-style-tweed-pedal-board/		SCALE: n/a

Making a *Fender*-Style Tweed Pedal Board

Estimated Project Cost

Material	Estimate Cost (US\$)
• Frame: 87"(221cm) of 2 ½" x ½" (6.3cm x 1.27cm) wood of choice, finished size (add 10% for project error factor) @ \$1.00/linear foot	\$8.00
• Backing board: ¼-inch (0.63cm) plywood @ \$1.50/sqft	\$1.70
• Tweed Tolex: enough to cover the frame @ \$2.75/sqft	\$2.75
• Handle: (1) Fender-style leather handle @ \$12.22/ea	\$12.22
• Brass nameplate: with Custom Fender-Style wording @ \$3.00/ea	\$3.00
• Screws: (12) wood screws, 1" in length (2.54cm), flathead @ \$0.10/ea	\$1.20
• Finishing Brads: (8) 3/8" (1cm) brass finishing nails, rounded head	(used existing materials laying around in the shop)
• Adhesive: Tite-Bond all-purpose white adhesive, CA adhesive (aka Super Glue)	(used existing materials laying around in the shop)
• Wood Finish: RUST-OLEUM 9231 Varathane	(used existing materials laying around in the shop)
• Hook & Loop Strips: 96" total length, cut in 16" strips - 1" wide adhesive-backed (244cm total length, 40.6cm strips) @ \$0.48 cents/linear foot	\$3.84
• Feet: (4) Rubber Bumper Feet 15/16" Diameter 3/8" Height + Screws & Metal Washer Built-In (2.5cm dia x 1cm high)	\$2.32
• Power Strip: 6-outlet power strip	\$6.00
• Universal Power Receptacle	\$3.00
• Power Extension Cable: 18-gauge Universal Power Cord, length to suit	\$6.70
TOTAL ESTIMATED PROJECT COST	~\$50 US\$

PROJECT: <i>Fender</i> -Style Tweed Pedal Board		VIEW: Project Cost
Plans & Video: www.pixachrome.com/fender-style-tweed-pedal-board/		SCALE: n/a